

COUNTRY AND PROGRAMME DATA COVERAGE AT A GLANCE

C = Countries covered in 2013


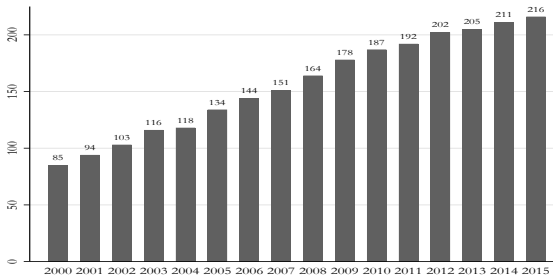
N = Total number of valid observations

n = Total number of programmes covered


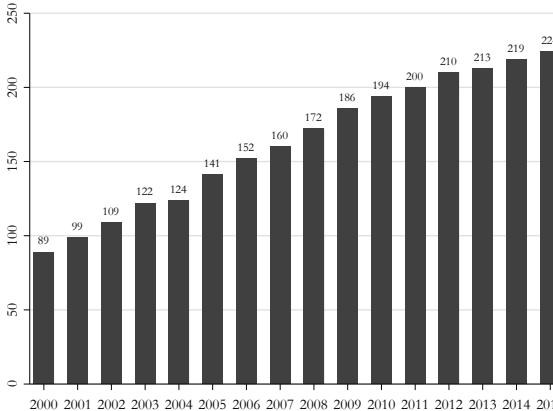
n[^] = Mean number of years per programme covered

A. PROGRAMME CHARACTERISTICS


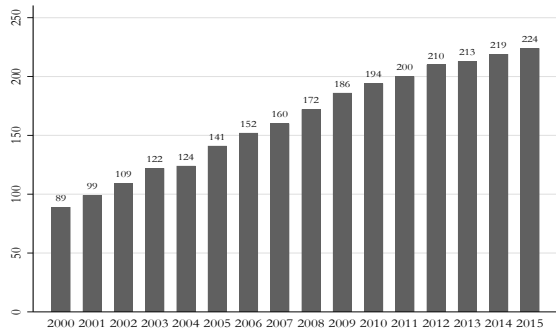
rep: Identifies whether the current programme replaced an earlier programme

<input checked="" type="checkbox"/> Cross-Section	<input checked="" type="checkbox"/> Time series
	
Year: 2013	All Years
C: 90	N: 1268 n: 107 n [^] : 12


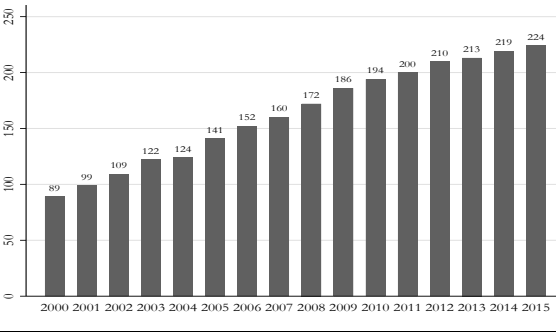
prototype: programme type: identifies the type of programme based on its underlying approach to poverty.

<input checked="" type="checkbox"/> Cross-Section	<input checked="" type="checkbox"/> Time series
	
Year: 2013	All Years
C: 93	N: 1319 n: 109 n [^] : 12


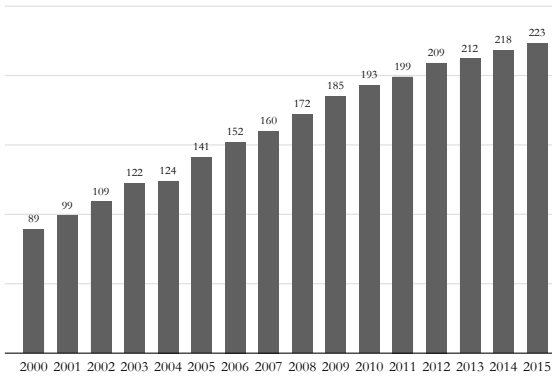
profunc: *Programme function:* Classifies programmes according to function from World Bank (2015) State of Safety Nets.

<input checked="" type="checkbox"/> Cross-Section	<input checked="" type="checkbox"/> Time series																																				
	 <table><tr><th>Year</th><th>Number of Programmes</th></tr><tr><td>2000</td><td>89</td></tr><tr><td>2001</td><td>99</td></tr><tr><td>2002</td><td>109</td></tr><tr><td>2003</td><td>122</td></tr><tr><td>2004</td><td>124</td></tr><tr><td>2005</td><td>141</td></tr><tr><td>2006</td><td>152</td></tr><tr><td>2007</td><td>160</td></tr><tr><td>2008</td><td>172</td></tr><tr><td>2009</td><td>186</td></tr><tr><td>2010</td><td>194</td></tr><tr><td>2011</td><td>200</td></tr><tr><td>2012</td><td>210</td></tr><tr><td>2013</td><td>213</td></tr><tr><td>2014</td><td>219</td></tr><tr><td>2015</td><td>224</td></tr></table>			Year	Number of Programmes	2000	89	2001	99	2002	109	2003	122	2004	124	2005	141	2006	152	2007	160	2008	172	2009	186	2010	194	2011	200	2012	210	2013	213	2014	219	2015	224
Year	Number of Programmes																																				
2000	89																																				
2001	99																																				
2002	109																																				
2003	122																																				
2004	124																																				
2005	141																																				
2006	152																																				
2007	160																																				
2008	172																																				
2009	186																																				
2010	194																																				
2011	200																																				
2012	210																																				
2013	213																																				
2014	219																																				
2015	224																																				
Year: 2013	All Years																																				
C: 93	N: 1319	n: 109	n^: 12																																		


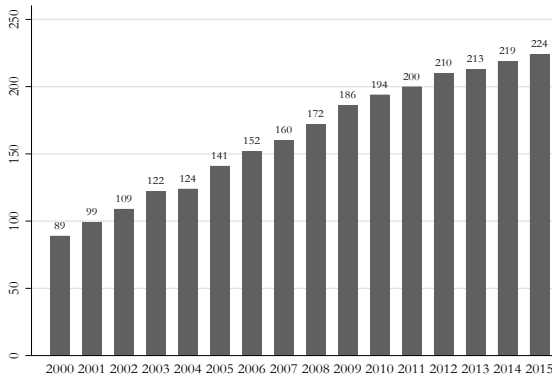
pilot: Identifies whether the programme is a pilot project in the corresponding year

<input checked="" type="checkbox"/> Cross-Section		<input checked="" type="checkbox"/> Time series																																			
		 <table><tr><th>Year</th><th>Number of Programmes</th></tr><tr><td>2000</td><td>89</td></tr><tr><td>2001</td><td>99</td></tr><tr><td>2002</td><td>109</td></tr><tr><td>2003</td><td>122</td></tr><tr><td>2004</td><td>124</td></tr><tr><td>2005</td><td>141</td></tr><tr><td>2006</td><td>152</td></tr><tr><td>2007</td><td>160</td></tr><tr><td>2008</td><td>172</td></tr><tr><td>2009</td><td>186</td></tr><tr><td>2010</td><td>194</td></tr><tr><td>2011</td><td>200</td></tr><tr><td>2012</td><td>210</td></tr><tr><td>2013</td><td>213</td></tr><tr><td>2014</td><td>219</td></tr><tr><td>2015</td><td>224</td></tr></table>		Year	Number of Programmes	2000	89	2001	99	2002	109	2003	122	2004	124	2005	141	2006	152	2007	160	2008	172	2009	186	2010	194	2011	200	2012	210	2013	213	2014	219	2015	224
Year	Number of Programmes																																				
2000	89																																				
2001	99																																				
2002	109																																				
2003	122																																				
2004	124																																				
2005	141																																				
2006	152																																				
2007	160																																				
2008	172																																				
2009	186																																				
2010	194																																				
2011	200																																				
2012	210																																				
2013	213																																				
2014	219																																				
2015	224																																				
Year: 2013		All Years																																			
C: 93	N: 1319	n: 109	n^: 12																																		


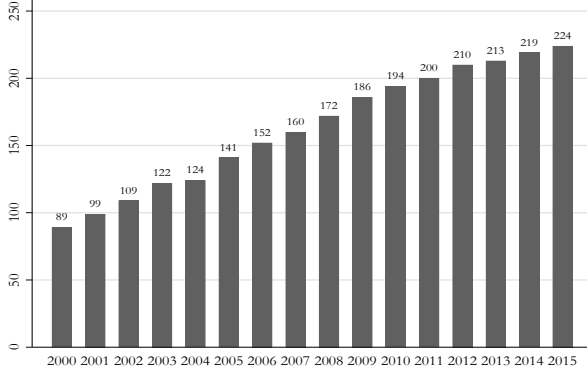
target: *Target population:* Identifies the main target population of the programme.

<input checked="" type="checkbox"/> Cross-Section	<input checked="" type="checkbox"/> Time series																																		
	 <table border="1"> <thead> <tr> <th>Year</th><th>Participants</th></tr> </thead> <tbody> <tr><td>2000</td><td>89</td></tr> <tr><td>2001</td><td>99</td></tr> <tr><td>2002</td><td>109</td></tr> <tr><td>2003</td><td>122</td></tr> <tr><td>2004</td><td>124</td></tr> <tr><td>2005</td><td>141</td></tr> <tr><td>2006</td><td>152</td></tr> <tr><td>2007</td><td>160</td></tr> <tr><td>2008</td><td>172</td></tr> <tr><td>2009</td><td>185</td></tr> <tr><td>2010</td><td>193</td></tr> <tr><td>2011</td><td>199</td></tr> <tr><td>2012</td><td>209</td></tr> <tr><td>2013</td><td>212</td></tr> <tr><td>2014</td><td>218</td></tr> <tr><td>2015</td><td>223</td></tr> </tbody> </table>	Year	Participants	2000	89	2001	99	2002	109	2003	122	2004	124	2005	141	2006	152	2007	160	2008	172	2009	185	2010	193	2011	199	2012	209	2013	212	2014	218	2015	223
Year	Participants																																		
2000	89																																		
2001	99																																		
2002	109																																		
2003	122																																		
2004	124																																		
2005	141																																		
2006	152																																		
2007	160																																		
2008	172																																		
2009	185																																		
2010	193																																		
2011	199																																		
2012	209																																		
2013	212																																		
2014	218																																		
2015	223																																		
Year: 2013	All Years																																		
C: 92	N: 1312 n: 108 n [^] : 12																																		


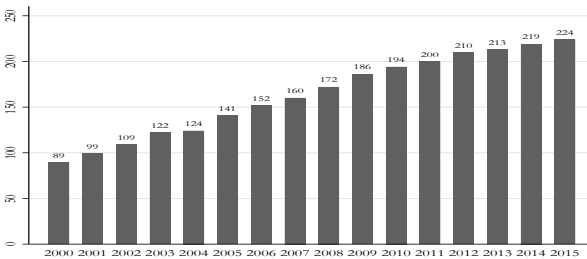
categ1: *Categorical 1:* Takes the value 1 if the programme covers all within a population group or category, and 0 if it selects participants within the category

<input checked="" type="checkbox"/> Cross-Section	<input checked="" type="checkbox"/> Time series																																		
	 <table border="1"> <thead> <tr> <th>Year</th><th>Participants</th></tr> </thead> <tbody> <tr><td>2000</td><td>89</td></tr> <tr><td>2001</td><td>99</td></tr> <tr><td>2002</td><td>109</td></tr> <tr><td>2003</td><td>122</td></tr> <tr><td>2004</td><td>124</td></tr> <tr><td>2005</td><td>141</td></tr> <tr><td>2006</td><td>152</td></tr> <tr><td>2007</td><td>160</td></tr> <tr><td>2008</td><td>172</td></tr> <tr><td>2009</td><td>186</td></tr> <tr><td>2010</td><td>194</td></tr> <tr><td>2011</td><td>200</td></tr> <tr><td>2012</td><td>210</td></tr> <tr><td>2013</td><td>213</td></tr> <tr><td>2014</td><td>219</td></tr> <tr><td>2015</td><td>224</td></tr> </tbody> </table>	Year	Participants	2000	89	2001	99	2002	109	2003	122	2004	124	2005	141	2006	152	2007	160	2008	172	2009	186	2010	194	2011	200	2012	210	2013	213	2014	219	2015	224
Year	Participants																																		
2000	89																																		
2001	99																																		
2002	109																																		
2003	122																																		
2004	124																																		
2005	141																																		
2006	152																																		
2007	160																																		
2008	172																																		
2009	186																																		
2010	194																																		
2011	200																																		
2012	210																																		
2013	213																																		
2014	219																																		
2015	224																																		
Year: 2013	All Years																																		
C: 93	N: 1319 n: 109 n [^] : 12																																		


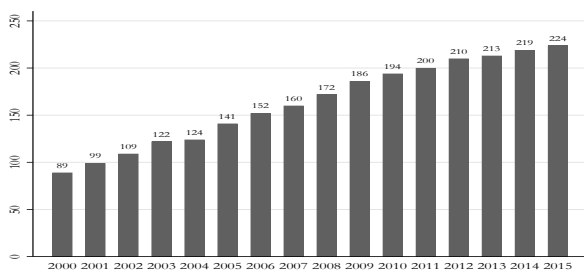
inctest: *Income test:* Identifies whether an income test is used to select participants

<input checked="" type="checkbox"/> Cross-Section	<input checked="" type="checkbox"/> Time series																																		
	 <table border="1"> <thead> <tr> <th>Year</th><th>n</th></tr> </thead> <tbody> <tr><td>2000</td><td>89</td></tr> <tr><td>2001</td><td>99</td></tr> <tr><td>2002</td><td>109</td></tr> <tr><td>2003</td><td>122</td></tr> <tr><td>2004</td><td>124</td></tr> <tr><td>2005</td><td>141</td></tr> <tr><td>2006</td><td>152</td></tr> <tr><td>2007</td><td>160</td></tr> <tr><td>2008</td><td>172</td></tr> <tr><td>2009</td><td>186</td></tr> <tr><td>2010</td><td>194</td></tr> <tr><td>2011</td><td>200</td></tr> <tr><td>2012</td><td>210</td></tr> <tr><td>2013</td><td>213</td></tr> <tr><td>2014</td><td>219</td></tr> <tr><td>2015</td><td>224</td></tr> </tbody> </table>	Year	n	2000	89	2001	99	2002	109	2003	122	2004	124	2005	141	2006	152	2007	160	2008	172	2009	186	2010	194	2011	200	2012	210	2013	213	2014	219	2015	224
Year	n																																		
2000	89																																		
2001	99																																		
2002	109																																		
2003	122																																		
2004	124																																		
2005	141																																		
2006	152																																		
2007	160																																		
2008	172																																		
2009	186																																		
2010	194																																		
2011	200																																		
2012	210																																		
2013	213																																		
2014	219																																		
2015	224																																		
Year: 2013	All Years																																		
C: 93	N: 1319 n: 109 n [^] : 12																																		


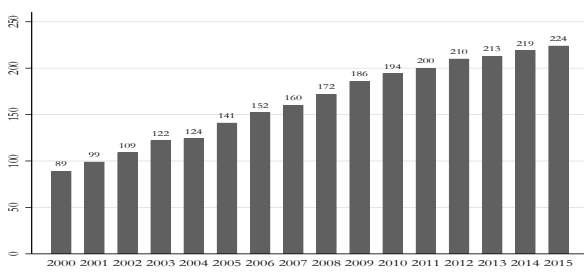
meanstest: Means test: Identifies whether a means test is used to select participants.

<input checked="" type="checkbox"/> Cross-Section	<input checked="" type="checkbox"/> Time series																																		
	 <table border="1"> <thead> <tr> <th>Year</th><th>n</th></tr> </thead> <tbody> <tr><td>2000</td><td>89</td></tr> <tr><td>2001</td><td>99</td></tr> <tr><td>2002</td><td>109</td></tr> <tr><td>2003</td><td>122</td></tr> <tr><td>2004</td><td>124</td></tr> <tr><td>2005</td><td>141</td></tr> <tr><td>2006</td><td>152</td></tr> <tr><td>2007</td><td>160</td></tr> <tr><td>2008</td><td>172</td></tr> <tr><td>2009</td><td>186</td></tr> <tr><td>2010</td><td>194</td></tr> <tr><td>2011</td><td>200</td></tr> <tr><td>2012</td><td>210</td></tr> <tr><td>2013</td><td>213</td></tr> <tr><td>2014</td><td>219</td></tr> <tr><td>2015</td><td>224</td></tr> </tbody> </table>	Year	n	2000	89	2001	99	2002	109	2003	122	2004	124	2005	141	2006	152	2007	160	2008	172	2009	186	2010	194	2011	200	2012	210	2013	213	2014	219	2015	224
Year	n																																		
2000	89																																		
2001	99																																		
2002	109																																		
2003	122																																		
2004	124																																		
2005	141																																		
2006	152																																		
2007	160																																		
2008	172																																		
2009	186																																		
2010	194																																		
2011	200																																		
2012	210																																		
2013	213																																		
2014	219																																		
2015	224																																		
Year: 2013	All Years																																		
C: 102	N: 1319 n: 109 n [^] : 12																																		


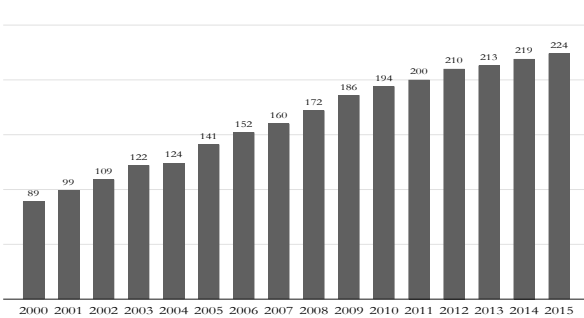
proxytest: proxy-means test: Identifies whether a proxy-means test is used to select participants.

<input checked="" type="checkbox"/> Cross-Section	<input checked="" type="checkbox"/> Time series		
			
Year: 2013	All Years		
C: 93	N: 1319	n: 109	n [^] : 12


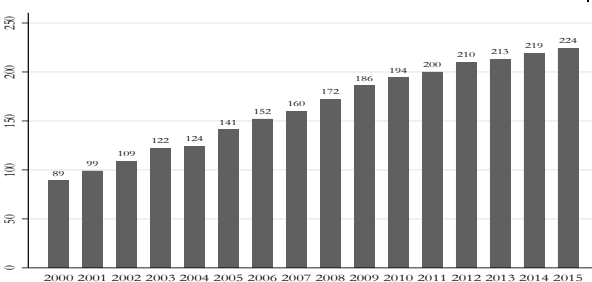
geotar: geographic targeting: Identifies whether participants are selected based on their geographic location.

<input checked="" type="checkbox"/> Cross-Section	<input checked="" type="checkbox"/> Time series		
			
Year: 2013	All Years		
C: 93	N: 1319	n: 109	n [^] : 12


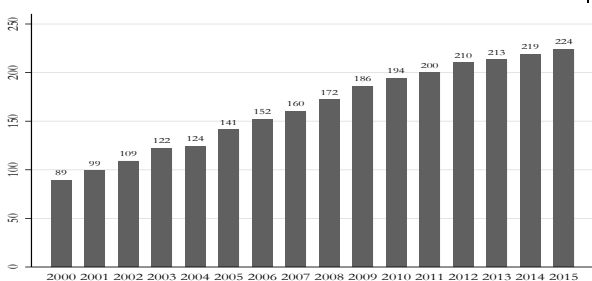
comtar: community targeting: Identifies whether participants are selected through community participation.

<input checked="" type="checkbox"/> Cross-Section	<input checked="" type="checkbox"/> Time series		
			
Year: 2013	All Years		
C: 93	N: 1319	n: 109	n [^] : 12


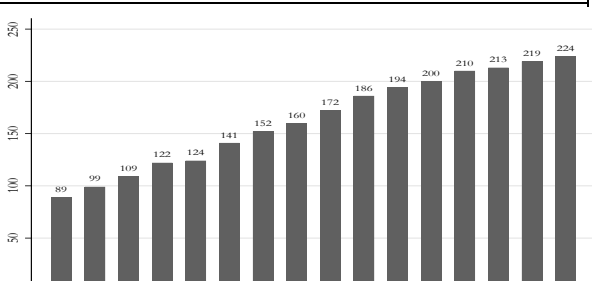
demtar: demographic targeting: Identifies whether participants are selected on demographic characteristics, e.g. age or gender.

<input checked="" type="checkbox"/> Cross-Section	<input checked="" type="checkbox"/> Time series		
			
Year: 2013	All Years		
C: 102	N: 1319	n: 109	n [^] : 12


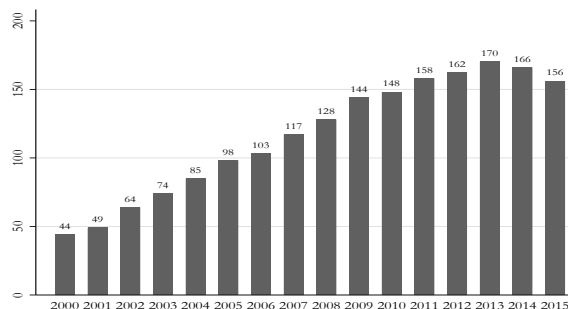
selfselect: self-selection: Identifies whether participants self-select into the programme. Identifies programmes open to all who demand it.

<input checked="" type="checkbox"/> Cross-Section	<input checked="" type="checkbox"/> Time series		
			
Year: 2013	All Years		
C: 93	N: 1319	n: 109	n [^] : 12


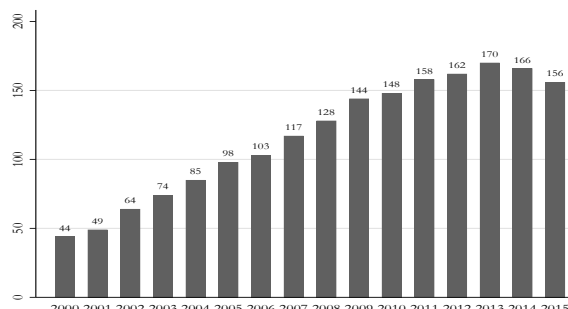
assets: asset targeting: Identifies whether selection includes an asset test.

<input checked="" type="checkbox"/> Cross-Section	<input checked="" type="checkbox"/> Time series		
			
Year: 2013	All Years		
C: 93	N: 1319	n: 109	n [^] : 12


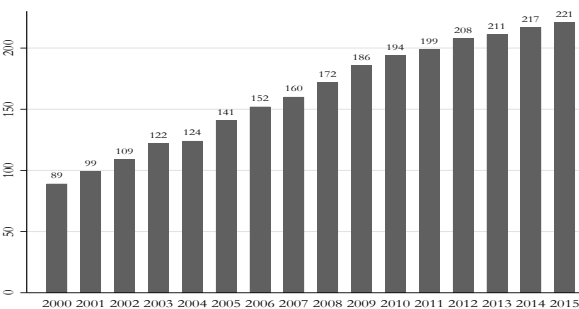
partind: participation – individual level: Measures the number of participating individuals, including the recipient and her/his family group.

<input checked="" type="checkbox"/> Cross-Section	<input checked="" type="checkbox"/> Time series		
			
Year: 2013	All Years		
C: 74	N: 934	n: 108	n [^] : 9

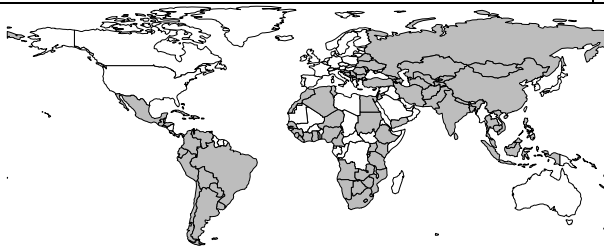
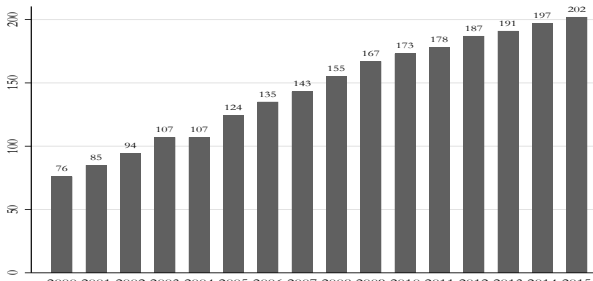
parthh: participation – household level: Measures the number of participating households.

<input checked="" type="checkbox"/> Cross-Section	<input checked="" type="checkbox"/> Time series		
			
Year: 2013	All Years		
C: 74	N: 934	n: 108	n [^] : 9


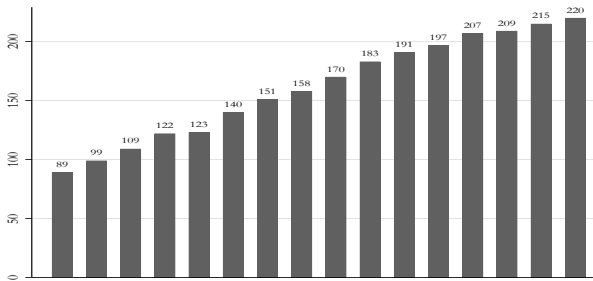
recip, recipient: Identifies the direct recipient of the transfer.

<input checked="" type="checkbox"/> Cross-Section	<input checked="" type="checkbox"/> Time series		
			
Year: 2013	All Years		
C: 92	N: 1313	n: 108	n [^] : 12

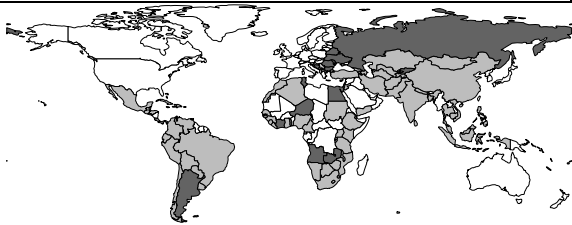
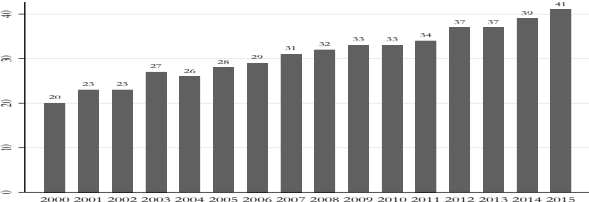
compol1: programme components 1: Identifies whether the programme has a single or several components.

<input checked="" type="checkbox"/> Cross-Section	<input checked="" type="checkbox"/> Time series		
			
Year: 2013	All Years		
C: 82	N: 1172	n: 101	n [^] : 12

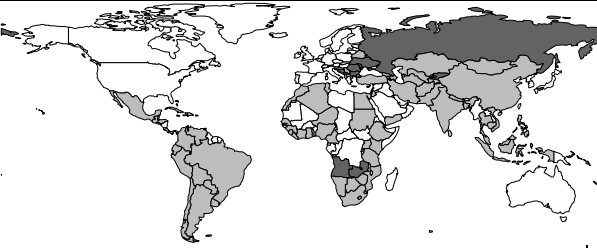
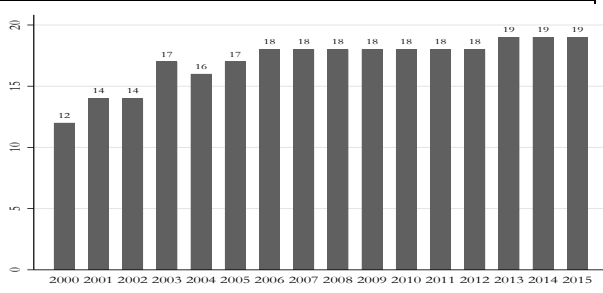
payreg1: payment regularity 1: Measures the interval between transfer payments (for the first component).

<input checked="" type="checkbox"/> Cross-Section	<input checked="" type="checkbox"/> Time series		
			
Year: 2013	All Years		
C: 92	N: 1313	n: 109	n [^] : 12


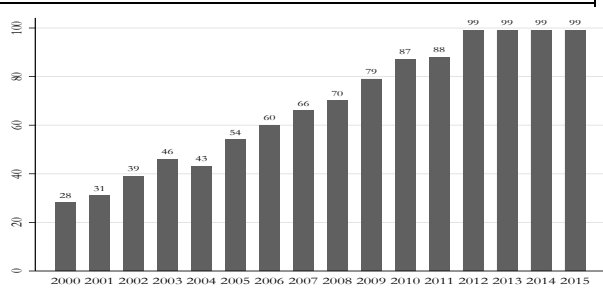
payreg2: payment regularity 2: Measures the interval between transfer payments for the second component if several.

<input checked="" type="checkbox"/> Cross-Section	<input checked="" type="checkbox"/> Time series		
			
Year: 2013	All Years		
C: 17	N: 251	n: 31	n [^] : 8


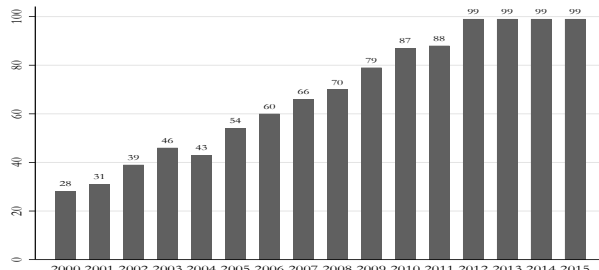
payreg3: payment regularity 3: Measures the interval between transfer payments for the third component if several.

<input checked="" type="checkbox"/> Cross-Section	<input checked="" type="checkbox"/> Time series		
			
Year: 2013	All Years		
C: 9	N: 126	n: 14	n [^] : 9

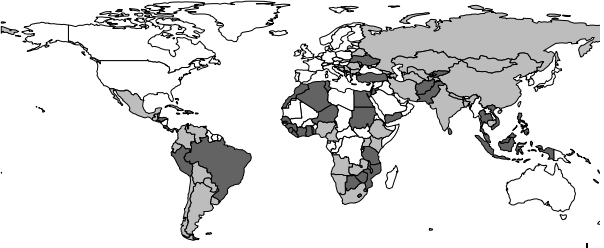
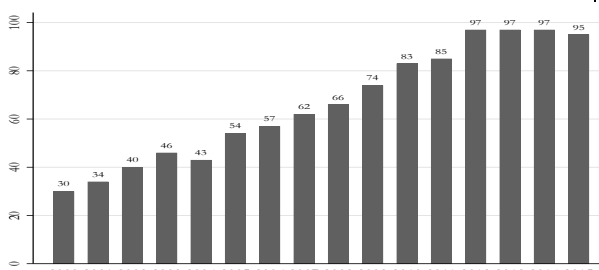
Transmin: Transfer amount – minimum: Measures the minimum level of transfer per month in domestic currency at current prices.

<input checked="" type="checkbox"/> Cross-Section	<input checked="" type="checkbox"/> Time series		
			
Year: 2013	All Years		
C: 51	N: 612	n:84	n [^] : 7

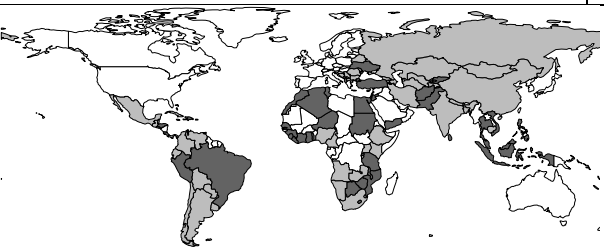
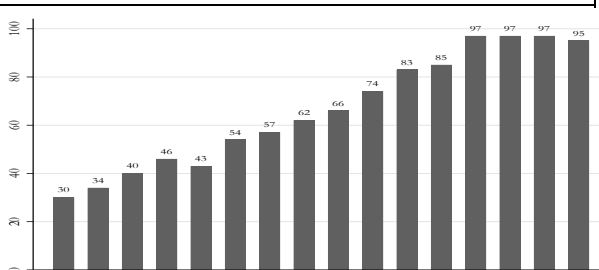
transminPPP: transfer amount – minimum: Measures the minimum level of transfer per month in US\$PPP.

<input checked="" type="checkbox"/> Cross-Section	<input checked="" type="checkbox"/> Time series		
			
Year: 2013	All Years		
C: 51	N: 613	n:84	n^: 7

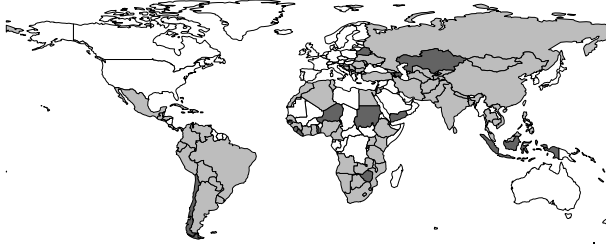
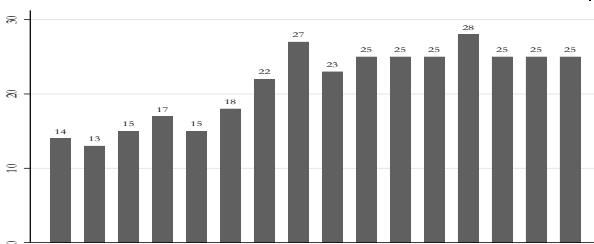
transmax: transfer amount – maximum: Measures the maximum level of transfer per month in domestic currency at current prices.

<input checked="" type="checkbox"/> Cross-Section	<input checked="" type="checkbox"/> Time series		
			
Year: 2013	All Years		
C: 47	N: 605	n:81	n^: 7


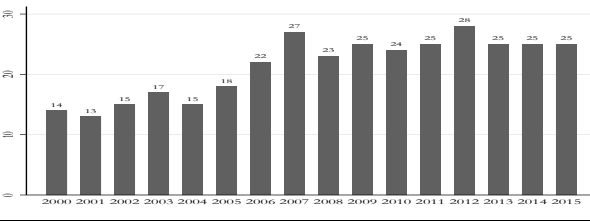
transmaxPPP: Transfer amount – maximum: Measures the maximum level of transfer per month in US\$PPP

<input checked="" type="checkbox"/> Cross-Section	<input checked="" type="checkbox"/> Time series		
			
Year: 2013	All Years		
C: 47	N: 605	n:81	n^: 7

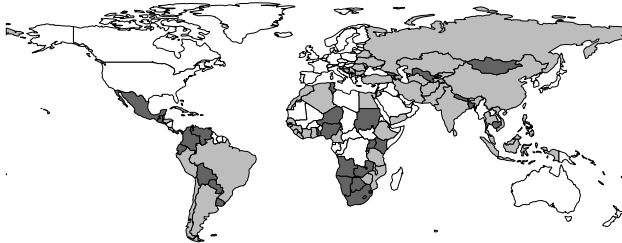
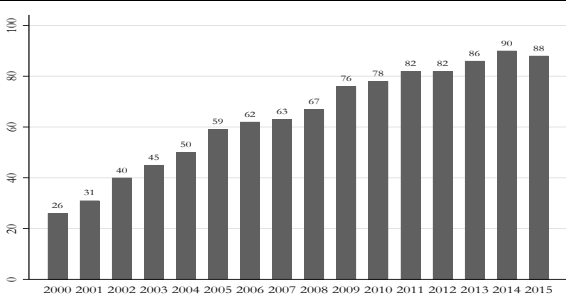
transav: transfer amount – average: Measures the average level of transfer per month in domestic currency at current prices.

<input checked="" type="checkbox"/> Cross-Section	<input checked="" type="checkbox"/> Time series		
			
Year: 2013	All Years		
C: 14	N:193	n:33	n^:6

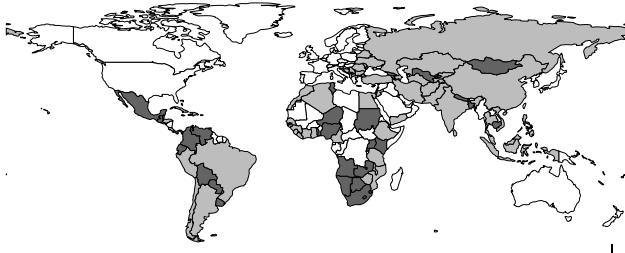
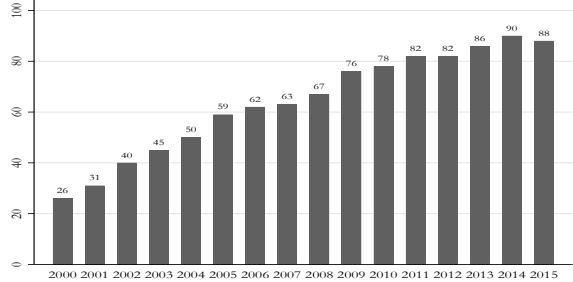
transavPPP: transfer amount – average: Measures the average level of transfer per month in US\$PPP.

<input checked="" type="checkbox"/> Cross-Section	<input checked="" type="checkbox"/> Time series		
			
Year: 2013	All Years		
C: 14	N:192	n:33	n^:6


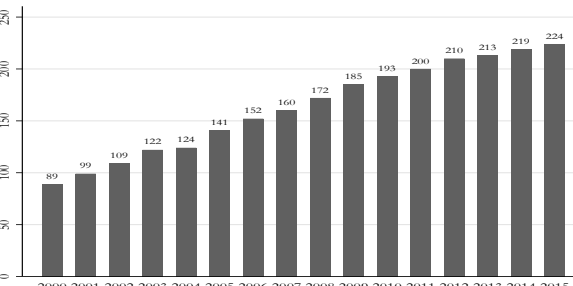
transfix: transfer amount – fixed: Measures the fixed level of transfer per month in domestic currency at current prices.

<input checked="" type="checkbox"/> Cross-Section	<input checked="" type="checkbox"/> Time series		
			
Year: 2013	All Years		
C: 41	N:484	n:65	n^:7


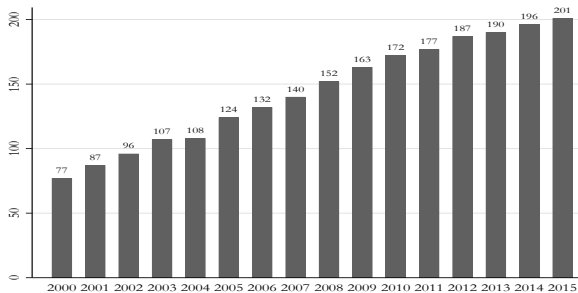
transfixPPP: transfer amount – fixed: Measures the fixed level of transfer per month in US\$PPP.

<input checked="" type="checkbox"/> Cross-Section	<input checked="" type="checkbox"/> Time series		
			
	Year: 2013 All Years		
	C: 41	N:484	n:65 n^:7


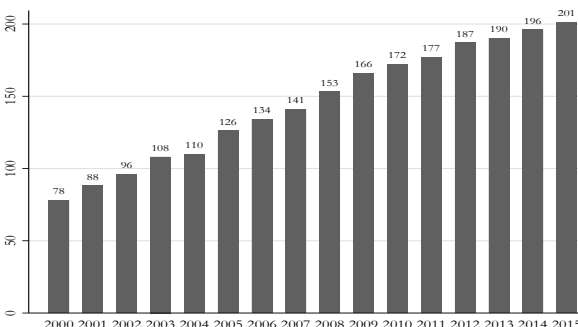
level: level of reporting: Indicates whether the transfer amounts are reported at the individual level or the household level.

<input checked="" type="checkbox"/> Cross-Section	<input checked="" type="checkbox"/> Time series		
			
	Year: 2013 All Years		
	C: 93	N:1317	n:109 n^:12


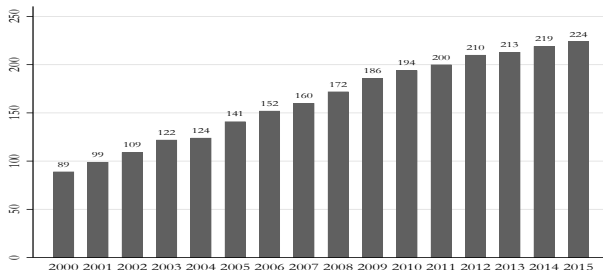
paymethod: payment method: Reports on the most common payment methods. Several categories can be selected.

<input checked="" type="checkbox"/> Cross-Section	<input checked="" type="checkbox"/> Time series																																				
	 <table><caption>Time Series Data for paymethod</caption><tr><th>Year</th><th>Value</th></tr><tr><td>2000</td><td>77</td></tr><tr><td>2001</td><td>87</td></tr><tr><td>2002</td><td>96</td></tr><tr><td>2003</td><td>107</td></tr><tr><td>2004</td><td>108</td></tr><tr><td>2005</td><td>124</td></tr><tr><td>2006</td><td>132</td></tr><tr><td>2007</td><td>140</td></tr><tr><td>2008</td><td>152</td></tr><tr><td>2009</td><td>163</td></tr><tr><td>2010</td><td>172</td></tr><tr><td>2011</td><td>177</td></tr><tr><td>2012</td><td>187</td></tr><tr><td>2013</td><td>190</td></tr><tr><td>2014</td><td>196</td></tr><tr><td>2015</td><td>201</td></tr></table>			Year	Value	2000	77	2001	87	2002	96	2003	107	2004	108	2005	124	2006	132	2007	140	2008	152	2009	163	2010	172	2011	177	2012	187	2013	190	2014	196	2015	201
Year	Value																																				
2000	77																																				
2001	87																																				
2002	96																																				
2003	107																																				
2004	108																																				
2005	124																																				
2006	132																																				
2007	140																																				
2008	152																																				
2009	163																																				
2010	172																																				
2011	177																																				
2012	187																																				
2013	190																																				
2014	196																																				
2015	201																																				
Year: 2013	All Years																																				
C: 82	N:1152	n:101	n^:11																																		


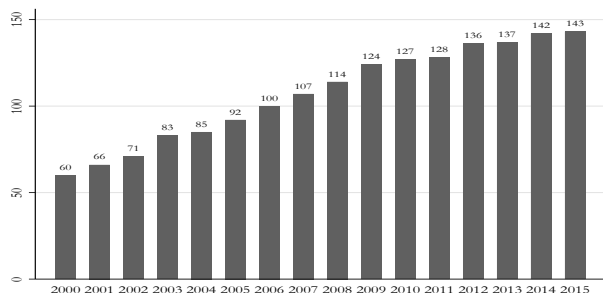
recertify: recertification: Reports whether the programme requires recertification of eligibility.

<input checked="" type="checkbox"/> Cross-Section	<input checked="" type="checkbox"/> Time series																																				
	 <table><caption>Time Series Data for recertify</caption><thead><tr><th>Year</th><th>Value</th></tr></thead><tbody><tr><td>2000</td><td>78</td></tr><tr><td>2001</td><td>88</td></tr><tr><td>2002</td><td>96</td></tr><tr><td>2003</td><td>108</td></tr><tr><td>2004</td><td>110</td></tr><tr><td>2005</td><td>126</td></tr><tr><td>2006</td><td>134</td></tr><tr><td>2007</td><td>141</td></tr><tr><td>2008</td><td>153</td></tr><tr><td>2009</td><td>166</td></tr><tr><td>2010</td><td>172</td></tr><tr><td>2011</td><td>177</td></tr><tr><td>2012</td><td>187</td></tr><tr><td>2013</td><td>190</td></tr><tr><td>2014</td><td>196</td></tr><tr><td>2015</td><td>201</td></tr></tbody></table>			Year	Value	2000	78	2001	88	2002	96	2003	108	2004	110	2005	126	2006	134	2007	141	2008	153	2009	166	2010	172	2011	177	2012	187	2013	190	2014	196	2015	201
Year	Value																																				
2000	78																																				
2001	88																																				
2002	96																																				
2003	108																																				
2004	110																																				
2005	126																																				
2006	134																																				
2007	141																																				
2008	153																																				
2009	166																																				
2010	172																																				
2011	177																																				
2012	187																																				
2013	190																																				
2014	196																																				
2015	201																																				
Year: 2013	All Years																																				
C: 78	N:1131	N:98	n^:11																																		


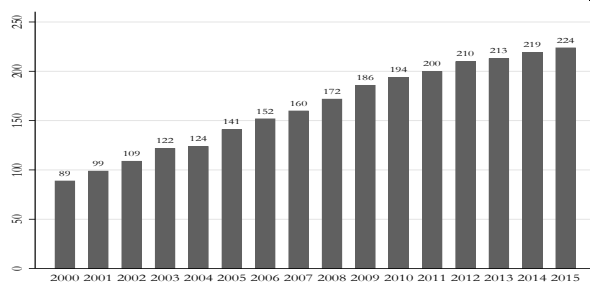
period1: guaranteed transfer period 1: Identifies whether there is a fixed period of time during which transfers are guaranteed, or a fixed period before recertification is required.

<input checked="" type="checkbox"/> Cross-Section	<input checked="" type="checkbox"/> Time series		
			
Year: 2013	All Years		
C: 86	N:1208	n:102	n^:12


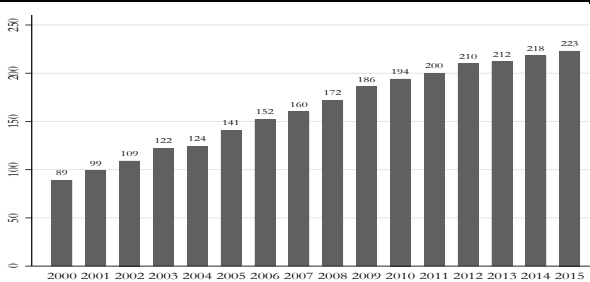
period2: guaranteed transfer period 2

<input checked="" type="checkbox"/> Cross-Section	<input checked="" type="checkbox"/> Time series		
			
Year: 2013	All Years		
C: 58	N:1208	n:102	n^:12


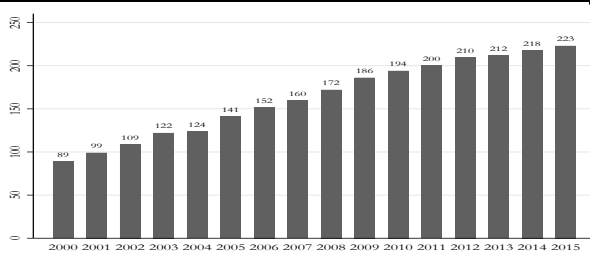
conhum: transfer conditions – human capital: Indicates whether transfers are conditional on the utilisation of social services aimed to enhance human capital.

<input checked="" type="checkbox"/> Cross-Section	<input checked="" type="checkbox"/> Time series		
			
Year: 2013	All Years		
C: 93	N:1319	n:109	n^:12


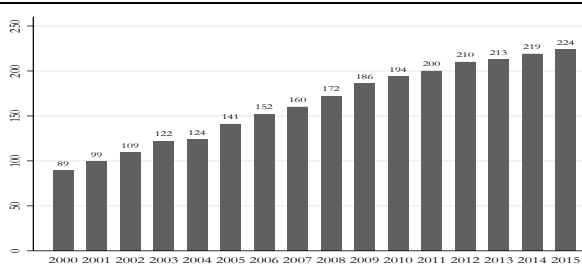
conenrol: transfer conditions – school enrolment: Indicates whether transfers are conditional on school enrolment of school-aged children in the household.

<input checked="" type="checkbox"/> Cross-Section	<input checked="" type="checkbox"/> Time series		
			
Year: 2013	All Years		
C: 92	N:1318	n:109	n^:12


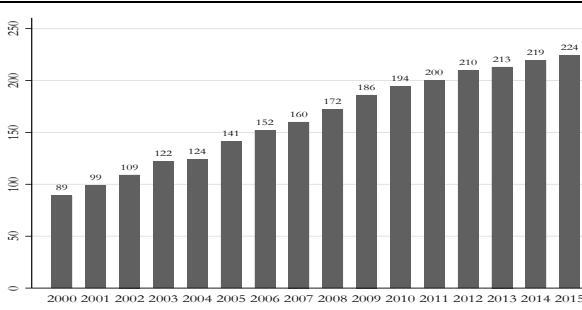
conatt: transfer conditions – school attendance: Indicates whether transfers are conditional on school attendance of school-aged children in the household

<input checked="" type="checkbox"/> Cross-Section	<input checked="" type="checkbox"/> Time series		
			
Year: 2013	All Years		
C: 92	N:1318	n:109	n^:12


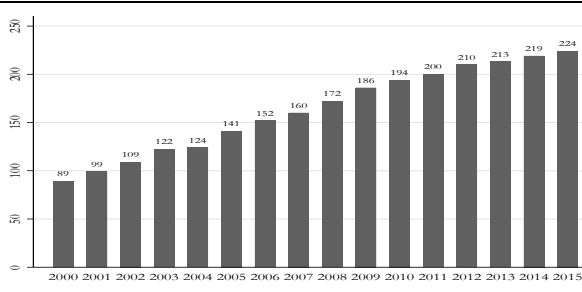
conhealth: transfer conditions – health: Indicates whether transfers are conditional on periodic health check-ups.

<input checked="" type="checkbox"/> Cross-Section	<input checked="" type="checkbox"/> Time series		
			
Year: 2013	All Years		
C: 92	N:1319	n:109	n^:12


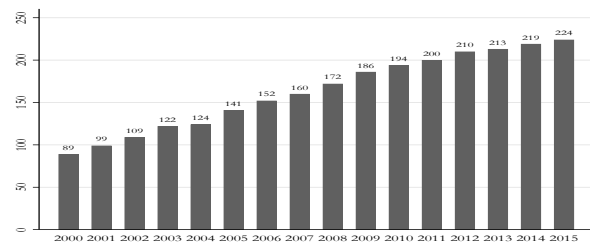
conimmu: transfer conditions – immunization: Indicates whether transfers are conditional on immunization of children in the household.

<input checked="" type="checkbox"/> Cross-Section	<input checked="" type="checkbox"/> Time series		
			
Year: 2013	All Years		
C: 93	N:1319	n:109	n^:12

connutrit: transfer conditions – nutrition: Indicates whether transfers are conditional on nutritional activities.


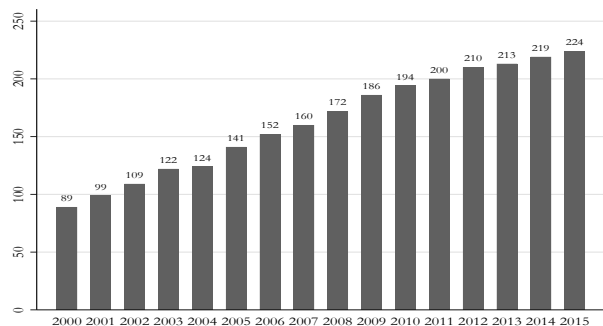
<input checked="" type="checkbox"/> Cross-Section	<input checked="" type="checkbox"/> Time series		
			
Year: 2013	All Years		
C: 93	N:1319	n:109	n^:12

conwork: transfer conditions – work: Indicates whether transfers are conditional on the supply of labour.


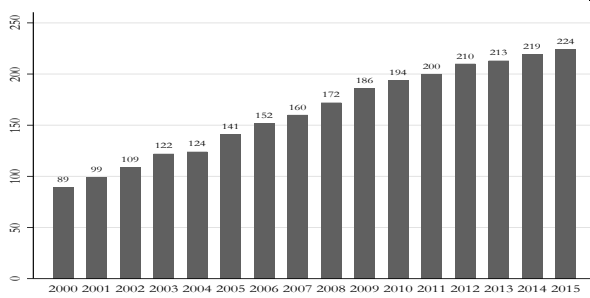
<input checked="" type="checkbox"/> Cross-Section		<input checked="" type="checkbox"/> Time series																																			
		 <table><tr><th>Year</th><th>Number of Countries</th></tr><tr><td>2000</td><td>89</td></tr><tr><td>2001</td><td>99</td></tr><tr><td>2002</td><td>109</td></tr><tr><td>2003</td><td>122</td></tr><tr><td>2004</td><td>124</td></tr><tr><td>2005</td><td>141</td></tr><tr><td>2006</td><td>152</td></tr><tr><td>2007</td><td>160</td></tr><tr><td>2008</td><td>172</td></tr><tr><td>2009</td><td>186</td></tr><tr><td>2010</td><td>194</td></tr><tr><td>2011</td><td>200</td></tr><tr><td>2012</td><td>210</td></tr><tr><td>2013</td><td>213</td></tr><tr><td>2014</td><td>219</td></tr><tr><td>2015</td><td>224</td></tr></table>		Year	Number of Countries	2000	89	2001	99	2002	109	2003	122	2004	124	2005	141	2006	152	2007	160	2008	172	2009	186	2010	194	2011	200	2012	210	2013	213	2014	219	2015	224
Year	Number of Countries																																				
2000	89																																				
2001	99																																				
2002	109																																				
2003	122																																				
2004	124																																				
2005	141																																				
2006	152																																				
2007	160																																				
2008	172																																				
2009	186																																				
2010	194																																				
2011	200																																				
2012	210																																				
2013	213																																				
2014	219																																				
2015	224																																				
Year: 2013		All Years																																			
C: 92		N:1319	n:109																																		
			n^:12																																		

B. Programme Institutionalisation


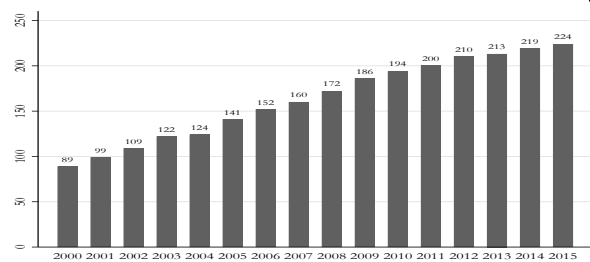
agenttype: agency type: Identifies the type of executing agency.

<input checked="" type="checkbox"/> Cross-Section		<input checked="" type="checkbox"/> Time series	
			
Year: 2013		All Years	
C: 93		N:1319	n:109
		n^:12	


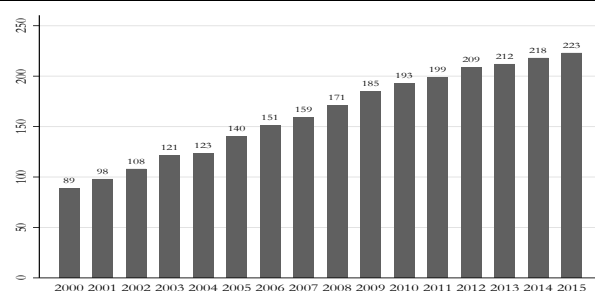
centra: centralisation of decision-making: Assesses the degree of centralisation in decision making of the programme.

<input checked="" type="checkbox"/> Cross-Section	<input checked="" type="checkbox"/> Time series		
			
Year: 2013	All Years		
C: 93	N:1319	n:109	n [^] :12


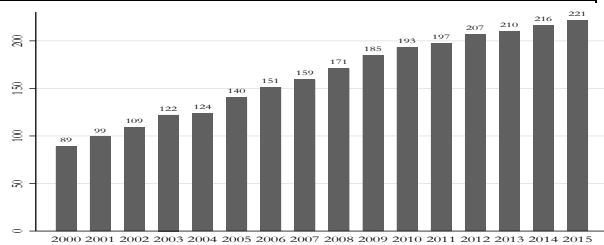
locdis: Local government discretion: Assesses the extent to which local government, or community, can select participants and/or set transfer values for different households.

<input checked="" type="checkbox"/> Cross-Section	<input checked="" type="checkbox"/> Time series		
			
Year: 2013	All Years		
C: 93	N:1319	n:109	n [^] :12


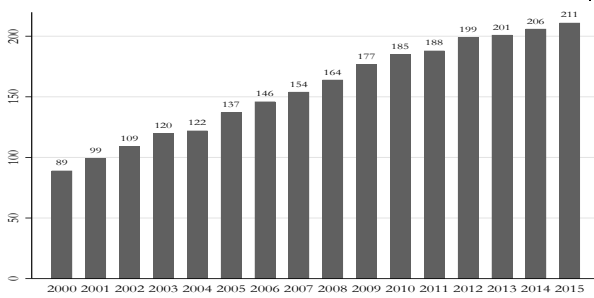
interm: intermediation: Indicates whether participants have access to a social worker.

<input checked="" type="checkbox"/> Cross-Section	<input checked="" type="checkbox"/> Time series																																				
	 <table><tr><th>Year</th><th>Number of Countries</th></tr><tr><td>2000</td><td>89</td></tr><tr><td>2001</td><td>98</td></tr><tr><td>2002</td><td>108</td></tr><tr><td>2003</td><td>121</td></tr><tr><td>2004</td><td>123</td></tr><tr><td>2005</td><td>140</td></tr><tr><td>2006</td><td>151</td></tr><tr><td>2007</td><td>159</td></tr><tr><td>2008</td><td>171</td></tr><tr><td>2009</td><td>185</td></tr><tr><td>2010</td><td>193</td></tr><tr><td>2011</td><td>199</td></tr><tr><td>2012</td><td>209</td></tr><tr><td>2013</td><td>212</td></tr><tr><td>2014</td><td>218</td></tr><tr><td>2015</td><td>223</td></tr></table>			Year	Number of Countries	2000	89	2001	98	2002	108	2003	121	2004	123	2005	140	2006	151	2007	159	2008	171	2009	185	2010	193	2011	199	2012	209	2013	212	2014	218	2015	223
Year	Number of Countries																																				
2000	89																																				
2001	98																																				
2002	108																																				
2003	121																																				
2004	123																																				
2005	140																																				
2006	151																																				
2007	159																																				
2008	171																																				
2009	185																																				
2010	193																																				
2011	199																																				
2012	209																																				
2013	212																																				
2014	218																																				
2015	223																																				
Year: 2013	All Years																																				
C: 93	N:1312	n:109	n^:12																																		


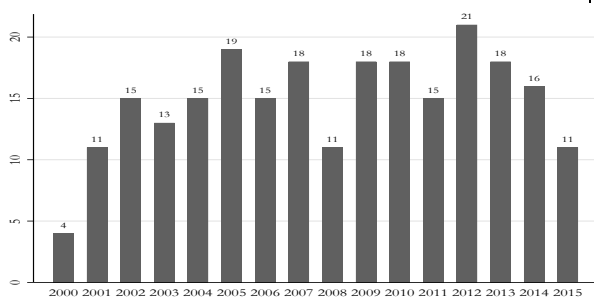
legfram: legal framework: Indicates the legal framework under which the programme operates.

<input checked="" type="checkbox"/> Cross-Section	<input checked="" type="checkbox"/> Time series																																				
	 <table><tr><th>Year</th><th>Number of Countries</th></tr><tr><td>2000</td><td>89</td></tr><tr><td>2001</td><td>99</td></tr><tr><td>2002</td><td>109</td></tr><tr><td>2003</td><td>122</td></tr><tr><td>2004</td><td>124</td></tr><tr><td>2005</td><td>140</td></tr><tr><td>2006</td><td>151</td></tr><tr><td>2007</td><td>159</td></tr><tr><td>2008</td><td>171</td></tr><tr><td>2009</td><td>185</td></tr><tr><td>2010</td><td>193</td></tr><tr><td>2011</td><td>197</td></tr><tr><td>2012</td><td>207</td></tr><tr><td>2013</td><td>210</td></tr><tr><td>2014</td><td>216</td></tr><tr><td>2015</td><td>221</td></tr></table>			Year	Number of Countries	2000	89	2001	99	2002	109	2003	122	2004	124	2005	140	2006	151	2007	159	2008	171	2009	185	2010	193	2011	197	2012	207	2013	210	2014	216	2015	221
Year	Number of Countries																																				
2000	89																																				
2001	99																																				
2002	109																																				
2003	122																																				
2004	124																																				
2005	140																																				
2006	151																																				
2007	159																																				
2008	171																																				
2009	185																																				
2010	193																																				
2011	197																																				
2012	207																																				
2013	210																																				
2014	216																																				
2015	221																																				
Year: 2013	All Years																																				
C: 91	N:1307	n:108	n^:12																																		


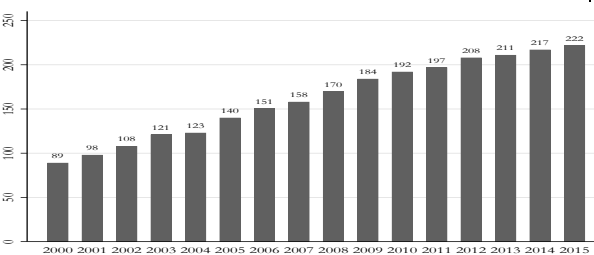
legframch1: changes in the legal framework: Identifies whether changes to the legal framework took place since the start of the programme

<input checked="" type="checkbox"/> Cross-Section	<input checked="" type="checkbox"/> Time series		
			
Year: 2013	All Years		
C: 87	N:1259	n:103	n^:12

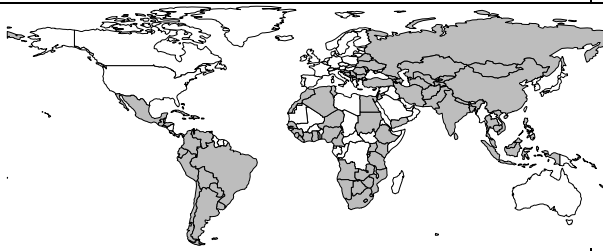
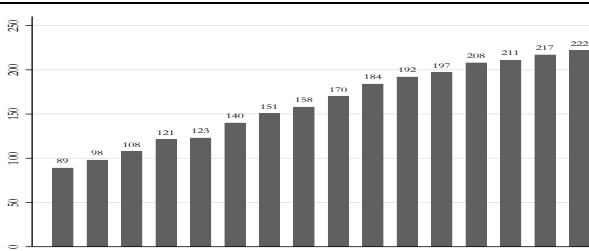
legframch2: changes in the legal framework 2: If legframch1 =1, it identifies the year the last changes were made.

<input checked="" type="checkbox"/> Cross-Section	<input checked="" type="checkbox"/> Time series		
			
Year: 2013	All Years		
C: 7	N:109	n:29	n^:4


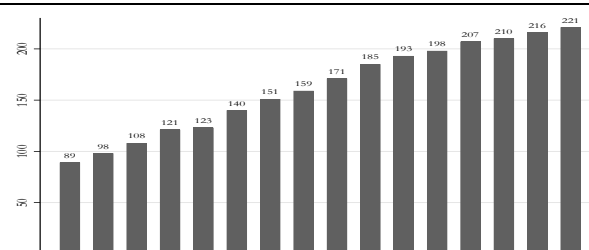
evapro: evaluation protocol: Indicates whether a programme includes evaluation protocols.

<input checked="" type="checkbox"/> Cross-Section	<input checked="" type="checkbox"/> Time series		
			
Year: 2013	All Years		
C: 93	N:1264	n:105	n^:12

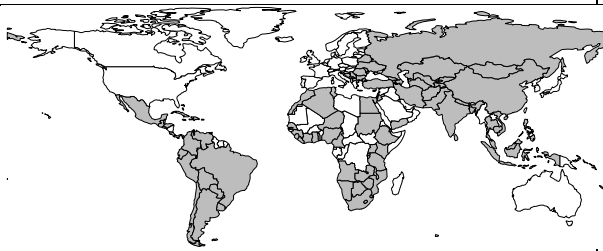
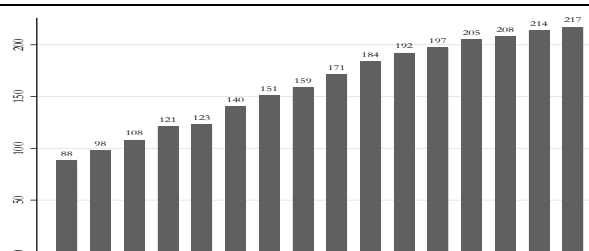
registry: unified Registry: Identifies whether there is a unified registry covering this programme.

<input checked="" type="checkbox"/> Cross-Section	<input checked="" type="checkbox"/> Time series		
			
	All Years		
	Year: 2013 C: 93	N:1302 n:107	n [^] :12


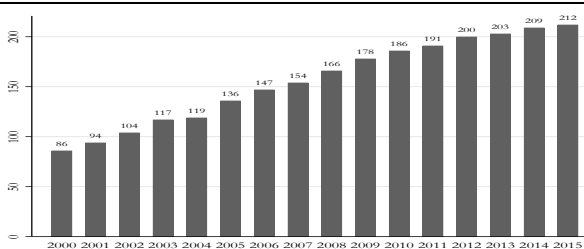
partreg: participant registration: Identifies whether there is a dedicated registry for this programme.

<input checked="" type="checkbox"/> Cross-Section	<input checked="" type="checkbox"/> Time series		
			
	All Years		
	Year: 2013 C: 93	N:1303 n:106	n [^] :12


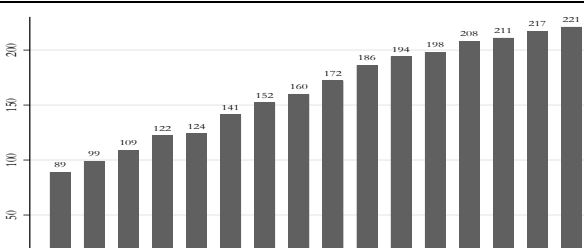
appep: appeals procedure: Measures whether a programme includes an appeal protocol against selection decisions.

<input checked="" type="checkbox"/> Cross-Section	<input checked="" type="checkbox"/> Time series		
			
	All Years		
	Year: 2013 C: 90	N:1307 n:107	n [^] :12


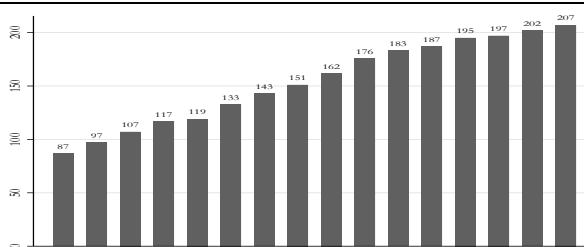
socacc: social accountability and participation: Indicates whether there is community accountability of decision-making by the programme agency.

<input checked="" type="checkbox"/> Cross-Section	<input checked="" type="checkbox"/> Time series		
			
Year: 2013	All Years		
C: 88	N:1261	n:104	n [^] :12

budarr Budgetary arrangements: Indicates the requirements for modifying budgetary arrangements.


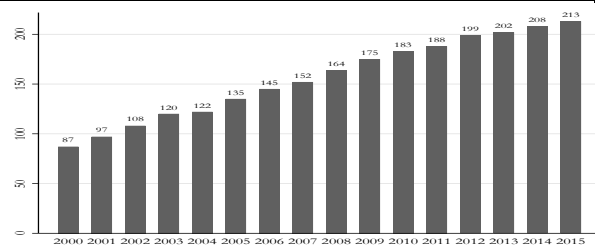
<input checked="" type="checkbox"/> Cross-Section	<input checked="" type="checkbox"/> Time series		
			
Year: 2013	All Years		
C: 88	N:1312	n:107	n [^] :12

web: website: Indicates whether there is a website for the programme.


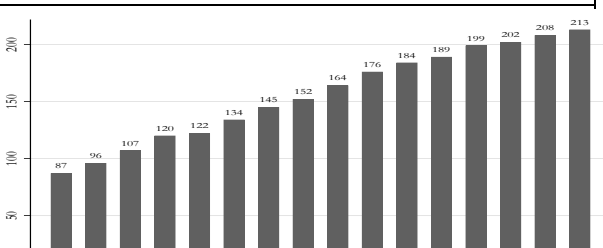
<input checked="" type="checkbox"/> Cross-Section	<input checked="" type="checkbox"/> Time series		
			
Year: 2013	All Years		
C: 90	N:1223	n:102	n [^] :12

C. Country-level Institutionalisation

povstra: poverty strategy: Indicates whether the country has a national poverty reduction strategy or social protection policy strategy.

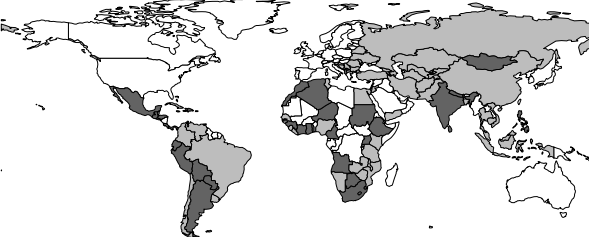
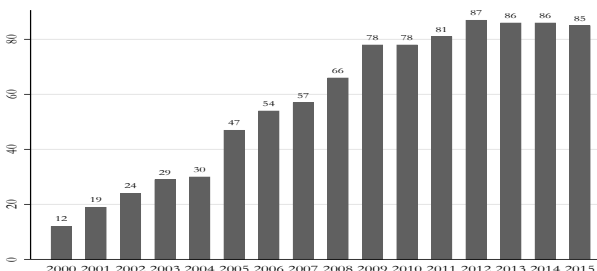
<input checked="" type="checkbox"/> Cross-Section	<input checked="" type="checkbox"/> Time series		
			
Year: 2013	All Years		
C: 86	N:1258	n:105	n^:12

natco: national coordination: Indicates whether a single agency has responsibility for poverty reduction, managing programmes, and coordinating government policy.

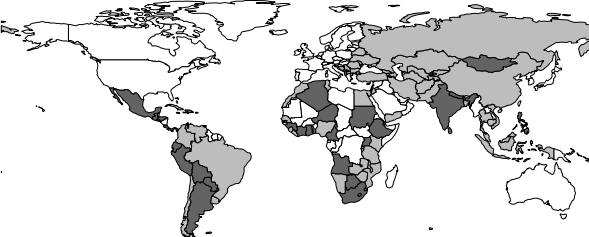
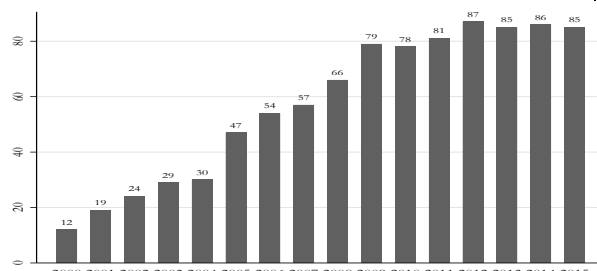
<input checked="" type="checkbox"/> Cross-Section	<input checked="" type="checkbox"/> Time series		
			
Year: 2013	All Years		
C: 88	N:1258	n:105	n^:12

D. Programme Budget

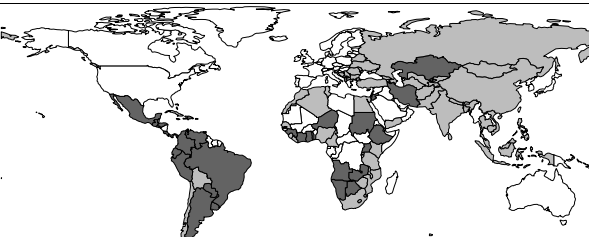
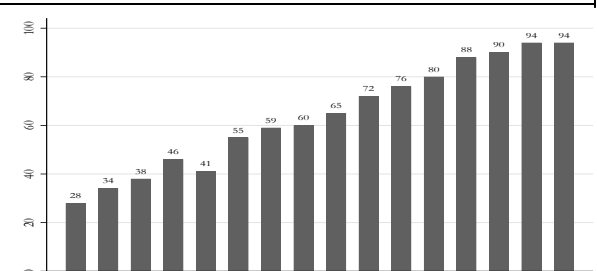
bugt: Measures the budget assigned to the programme in the corresponding year, in domestic currency at current prices.

<input checked="" type="checkbox"/> Cross-Section	<input checked="" type="checkbox"/> Time series		
			
Year: 2013	All Years		
C: 36	N: 420	n:71	n^:6

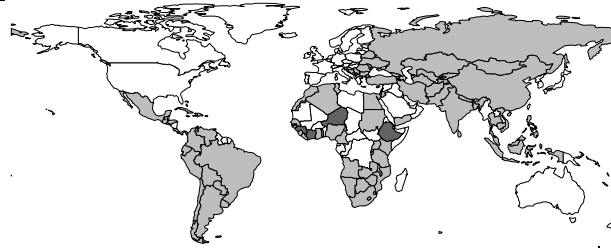
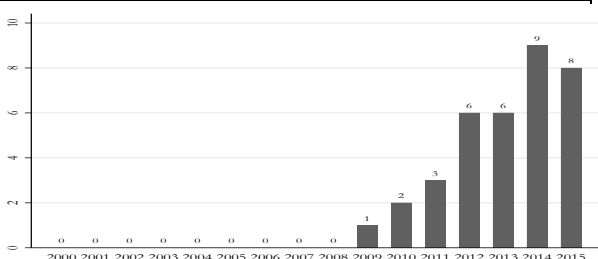
bugt PPP: Measures the budget assigned to the programme in the corresponding year, in US\$PPP.

<input checked="" type="checkbox"/> Cross-Section	<input checked="" type="checkbox"/> Time series		
			
Year: 2013	All Years		
C: 35	N:420	n:71	n^:6

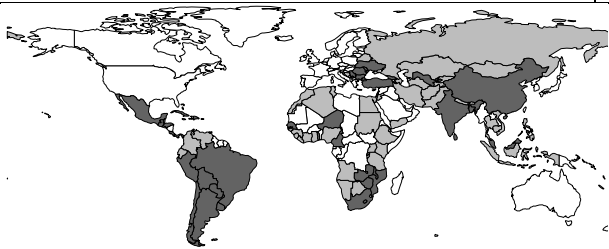
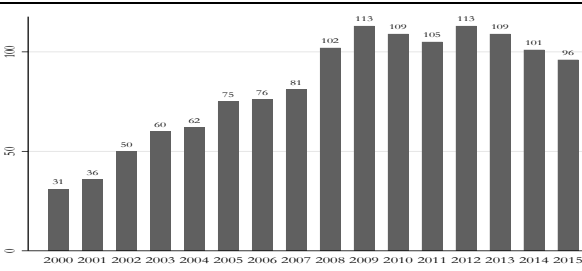
exbugt1: budget period 1: Indicates whether the reported budget is for the fiscal year, calendar year or multiyear period.

<input checked="" type="checkbox"/> Cross-Section	<input checked="" type="checkbox"/> Time series		
			
Year: 2013	All Years		
C: 36	N:495	n:57	n^:9

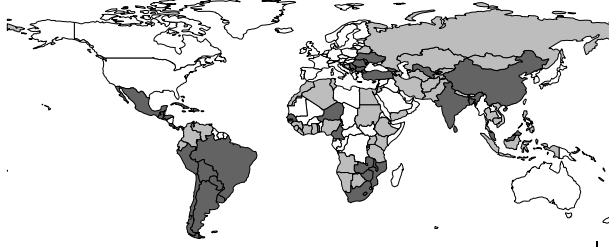
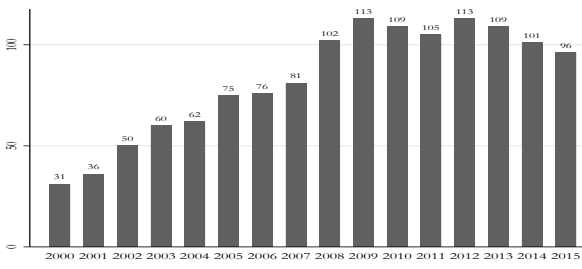
exbugt2: budget period 2: If exbugt1 = 3 (multiyear period), it indicates the number of years covered.

<input checked="" type="checkbox"/> Cross-Section		<input checked="" type="checkbox"/> Time series																																			
		 <table><tr><th>Year</th><th>Number of Countries</th></tr><tr><td>2000</td><td>0</td></tr><tr><td>2001</td><td>0</td></tr><tr><td>2002</td><td>0</td></tr><tr><td>2003</td><td>0</td></tr><tr><td>2004</td><td>0</td></tr><tr><td>2005</td><td>0</td></tr><tr><td>2006</td><td>0</td></tr><tr><td>2007</td><td>0</td></tr><tr><td>2008</td><td>0</td></tr><tr><td>2009</td><td>1</td></tr><tr><td>2010</td><td>2</td></tr><tr><td>2011</td><td>3</td></tr><tr><td>2012</td><td>6</td></tr><tr><td>2013</td><td>6</td></tr><tr><td>2014</td><td>9</td></tr><tr><td>2015</td><td>8</td></tr></table>		Year	Number of Countries	2000	0	2001	0	2002	0	2003	0	2004	0	2005	0	2006	0	2007	0	2008	0	2009	1	2010	2	2011	3	2012	6	2013	6	2014	9	2015	8
Year	Number of Countries																																				
2000	0																																				
2001	0																																				
2002	0																																				
2003	0																																				
2004	0																																				
2005	0																																				
2006	0																																				
2007	0																																				
2008	0																																				
2009	1																																				
2010	2																																				
2011	3																																				
2012	6																																				
2013	6																																				
2014	9																																				
2015	8																																				
Year: 2013		All Years																																			
C: 5		N:27	n:10 n^:3																																		

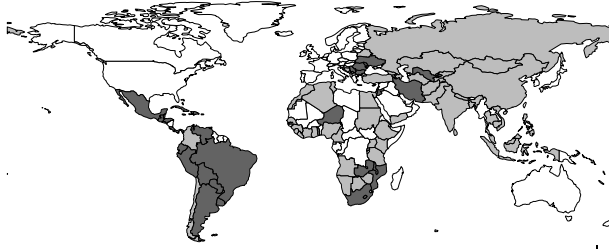
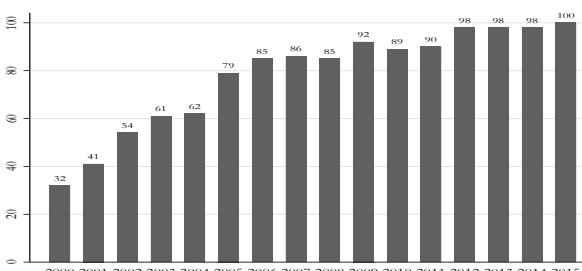
cost: actual expenditure: Measures the executed expenditure on the programme in the corresponding year, in domestic currency at current prices.

<input checked="" type="checkbox"/> Cross-Section	<input checked="" type="checkbox"/> Time series		
			
Year: 2013	All Years		
C: 43	N:610	n:85	n^:7


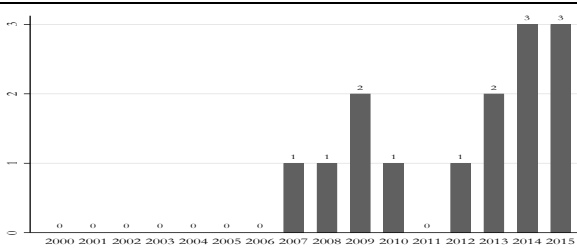
costPPP: actual expenditure: Measures the executed expenditure on the programme in the corresponding year, in US\$PPP.

<input checked="" type="checkbox"/> Cross-Section	<input checked="" type="checkbox"/> Time series		
			
Year: 2013	All Years		
C: 43	N:610	n:85	n^:7

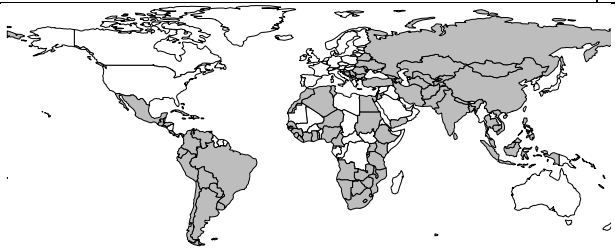
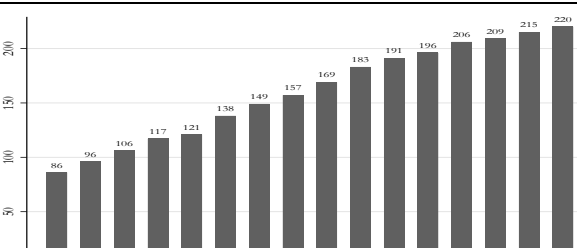
excost1: Cost explanation 1: Indicates whether the cost reported is for the fiscal year, calendar year or multiyear period.

<input checked="" type="checkbox"/> Cross-Section	<input checked="" type="checkbox"/> Time series		
			
Year: 2013	All Years		
C: 36	N:578	n:64	n^:9


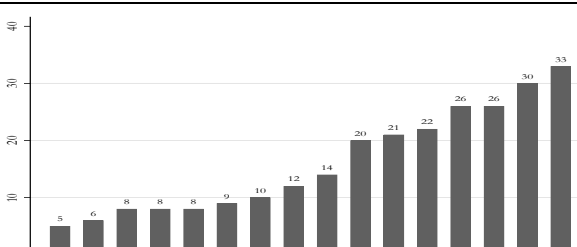
excost2: cost explanation 2: If excost1 = 3 (multiyear period), it indicates the number of years covered.

<input checked="" type="checkbox"/> Cross-Section	<input checked="" type="checkbox"/> Time series		
			
Year: 2013	All Years		
C :2	N:14	n:5	n^:3


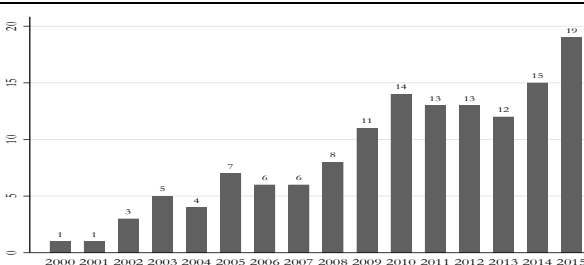
dfin1: donor financing 1: Indicates whether the programme received donor contributions.

<input checked="" type="checkbox"/> Cross-Section	<input checked="" type="checkbox"/> Time series		
			
Year: 2013	All Years		
C: 91	N:1285	n:107	n^:12


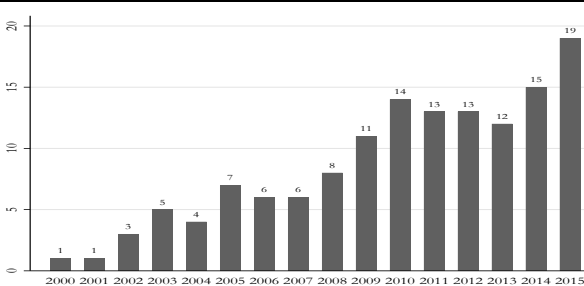
dfin2: donor financing 2: If dfin1 = 1, it indicates whether funding is through a loan or a grant, or both.

<input checked="" type="checkbox"/> Cross-Section	<input checked="" type="checkbox"/> Time series		
			
Year: 2013	All Years		
C: 18	N:182	n:29	n^:6


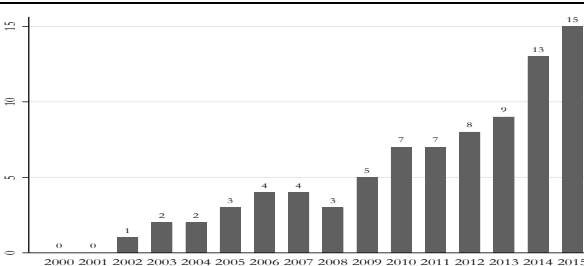
dfinex: donor financing expenditure: Measures the executed donor contribution to the programme in the corresponding year, in domestic currency at current prices.

<input checked="" type="checkbox"/> Cross-Section	<input checked="" type="checkbox"/> Time series		
			
Year: 2013	All Years		
C: 18	N:103	n:22	n^:5


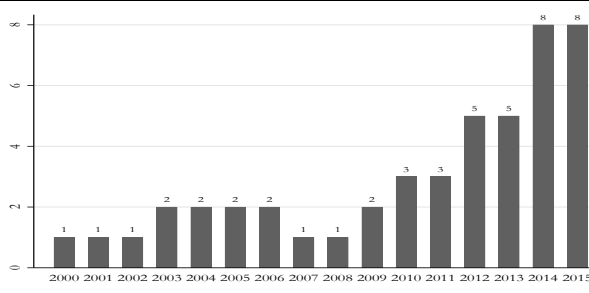
dfinexPPP: donor financing expenditure: Measures the executed donor contribution to the programme in the corresponding year, in US\$PPP.

<input checked="" type="checkbox"/> Cross-Section	<input checked="" type="checkbox"/> Time series		
			
Year: 2013	All Years		
C: 18	N:103	n:22	n^:5

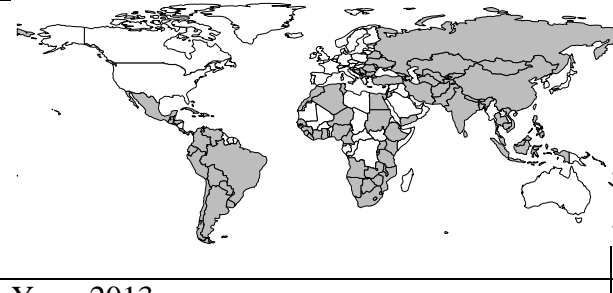
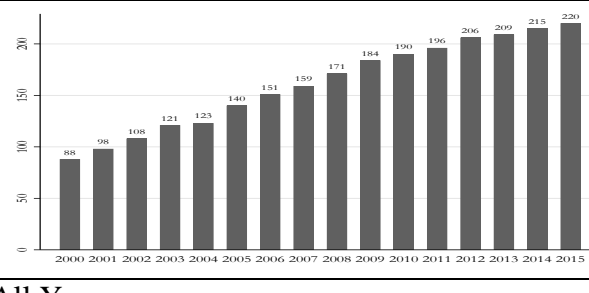
dfinex1: donor financing period 1: Specifies whether the amount was reported for the fiscal year, calendar year or multiyear period.

<input checked="" type="checkbox"/> Cross-Section	<input checked="" type="checkbox"/> Time series		
			
Year: 2013	All Years		
C: 8	N:71	n:17	n^:4

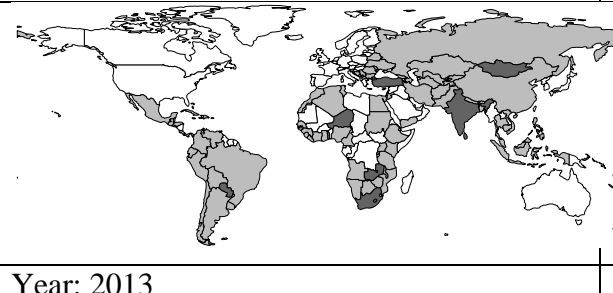
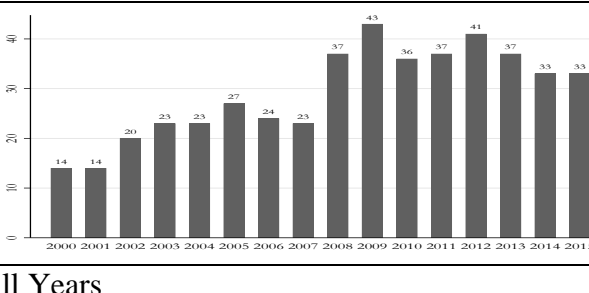
dfinex2: donor financing period 2: If exdfinex1 = 3 (multiyear period), it indicates the number of years covered.

<input checked="" type="checkbox"/> Cross-Section	<input checked="" type="checkbox"/> Time series		
			
Year: 2013	All Years		
C: 5	N:41	n:10	n^:4

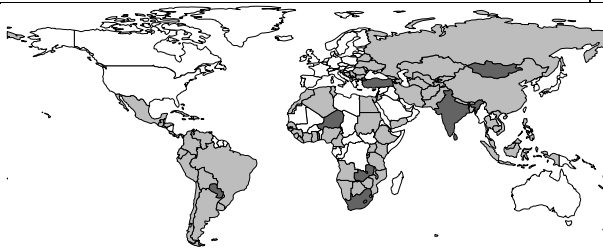
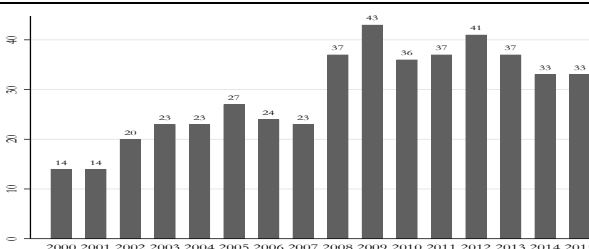
govfin: government financing: Indicates whether the programme is financed by the domestic government, partially or fully

<input checked="" type="checkbox"/> Cross-Section	<input checked="" type="checkbox"/> Time series		
			
Year: 2013	All Years		
C: 91	N:1292	n:108	n^:12

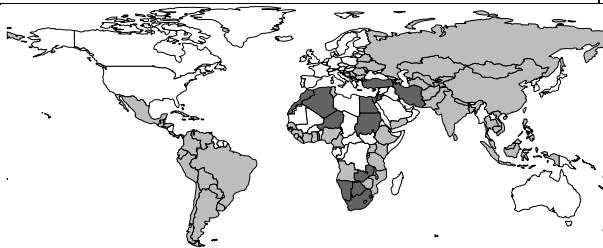
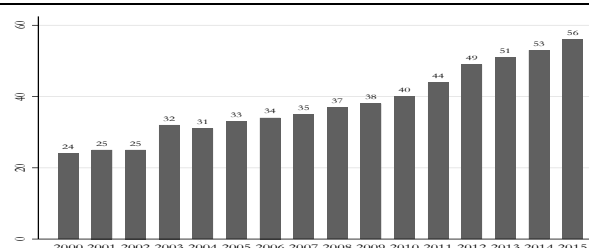
govfinex: government financing expenditure: Measures the governments' executed contribution to the programme in the corresponding year, in domestic currency at current prices.

<input checked="" type="checkbox"/> Cross-Section	<input checked="" type="checkbox"/> Time series		
			
Year: 2013	All Years		
C: 10	N:216	n:35	n^:6

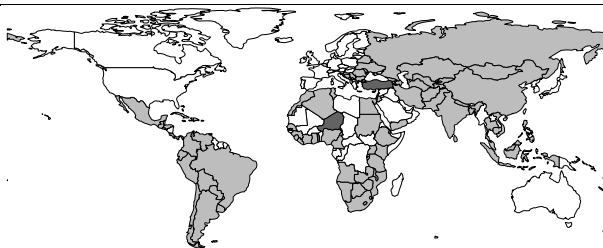
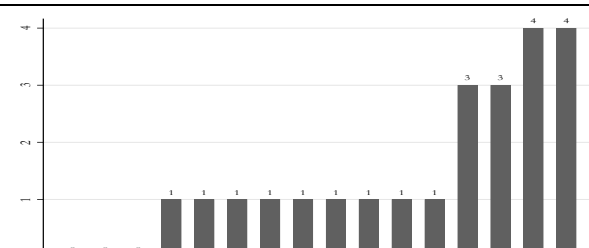
govfinexPPP Government financing expenditure: Measures the governments' executed contribution to the programme in the corresponding year, in US\$PPP.

<input checked="" type="checkbox"/> Cross-Section	<input checked="" type="checkbox"/> Time series		
			
Year: 2013	All Years		
C: 10	N:216	n:35	n^:6


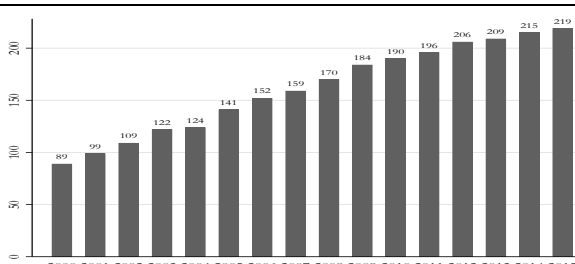
govfinex1: government financing period 1: Indicates whether the amount is for the fiscal year, calendar year or multiyear period

<input checked="" type="checkbox"/> Cross-Section	<input checked="" type="checkbox"/> Time series		
			
Year: 2013	All Years		
C: 16	N:269	n:28	n^:10


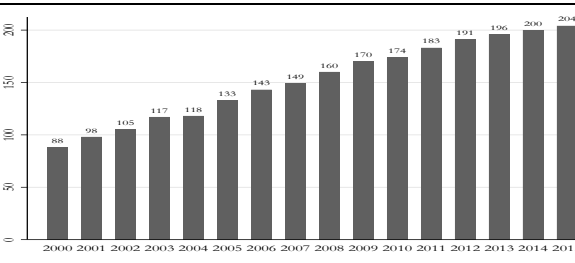
govfinex2: Government financing period 2: If exgovfinex1 = 3 (multiyear period), it indicates the number of years covered.

<input checked="" type="checkbox"/> Cross-Section	<input checked="" type="checkbox"/> Time series		
			
Year: 2013	All Years		
C: 3	N:15	n:5	n^:3


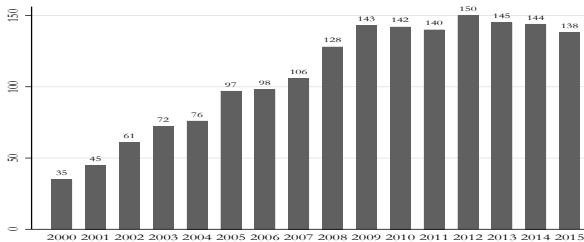
findom: whether programme is financed domestically: Indicates whether the programme is financed totally or partially from domestic sources.

<input checked="" type="checkbox"/> Cross-Section	<input checked="" type="checkbox"/> Time series																																				
	 <table><tr><th>Year</th><th>Number of Programs</th></tr><tr><td>2000</td><td>89</td></tr><tr><td>2001</td><td>99</td></tr><tr><td>2002</td><td>109</td></tr><tr><td>2003</td><td>122</td></tr><tr><td>2004</td><td>124</td></tr><tr><td>2005</td><td>141</td></tr><tr><td>2006</td><td>152</td></tr><tr><td>2007</td><td>159</td></tr><tr><td>2008</td><td>170</td></tr><tr><td>2009</td><td>184</td></tr><tr><td>2010</td><td>190</td></tr><tr><td>2011</td><td>196</td></tr><tr><td>2012</td><td>206</td></tr><tr><td>2013</td><td>209</td></tr><tr><td>2014</td><td>215</td></tr><tr><td>2015</td><td>219</td></tr></table>			Year	Number of Programs	2000	89	2001	99	2002	109	2003	122	2004	124	2005	141	2006	152	2007	159	2008	170	2009	184	2010	190	2011	196	2012	206	2013	209	2014	215	2015	219
Year	Number of Programs																																				
2000	89																																				
2001	99																																				
2002	109																																				
2003	122																																				
2004	124																																				
2005	141																																				
2006	152																																				
2007	159																																				
2008	170																																				
2009	184																																				
2010	190																																				
2011	196																																				
2012	206																																				
2013	209																																				
2014	215																																				
2015	219																																				
Year: 2013	All Years																																				
C: 90	N:1293	n:104	n^:12																																		


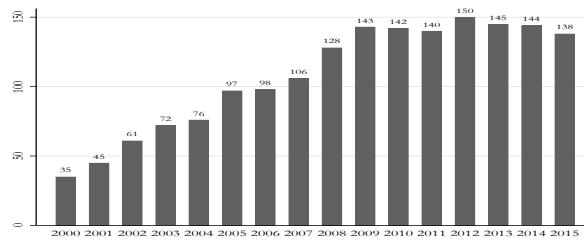
Findomsour: sources of domestic financing: Identifies the sources of domestic financing, whether by central or local government.

<input checked="" type="checkbox"/> Cross-Section	<input checked="" type="checkbox"/> Time series																																				
	 <table><tr><th>Year</th><th>Number of Programs</th></tr><tr><td>2000</td><td>88</td></tr><tr><td>2001</td><td>98</td></tr><tr><td>2002</td><td>105</td></tr><tr><td>2003</td><td>117</td></tr><tr><td>2004</td><td>118</td></tr><tr><td>2005</td><td>133</td></tr><tr><td>2006</td><td>143</td></tr><tr><td>2007</td><td>149</td></tr><tr><td>2008</td><td>160</td></tr><tr><td>2009</td><td>170</td></tr><tr><td>2010</td><td>174</td></tr><tr><td>2011</td><td>183</td></tr><tr><td>2012</td><td>191</td></tr><tr><td>2013</td><td>196</td></tr><tr><td>2014</td><td>200</td></tr><tr><td>2015</td><td>204</td></tr></table>			Year	Number of Programs	2000	88	2001	98	2002	105	2003	117	2004	118	2005	133	2006	143	2007	149	2008	160	2009	170	2010	174	2011	183	2012	191	2013	196	2014	200	2015	204
Year	Number of Programs																																				
2000	88																																				
2001	98																																				
2002	105																																				
2003	117																																				
2004	118																																				
2005	133																																				
2006	143																																				
2007	149																																				
2008	160																																				
2009	170																																				
2010	174																																				
2011	183																																				
2012	191																																				
2013	196																																				
2014	200																																				
2015	204																																				
Year: 2013	All Years																																				
C: 79	N:1174	n:92	n^:13																																		


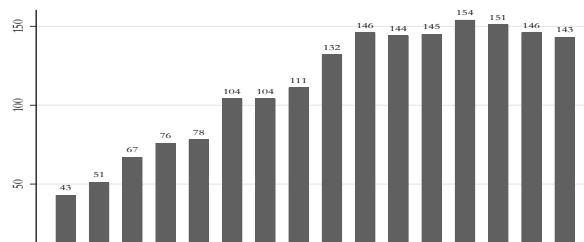
finres: financial resources: Consolidates financial resources from budget/cost/donor and govt expenditure/ to provide a single amount describing the financial resources used in the programme

<input checked="" type="checkbox"/> Cross-Section	<input checked="" type="checkbox"/> Time series		
			
Year: 2013	All Years		
C: 61	N:823	n:104	n^:8

finrespp: financial resources in PPP: Consolidates financial resources in ppp from budget/cost/donor and govt expenditure/ to provide a single amount describing the financial resources used in the programme

<input checked="" type="checkbox"/> Cross-Section	<input checked="" type="checkbox"/> Time series		
			
Year: 2013	All Years		
C: 61	N:822	n:104	n^:8

finresour: Identifies the source of financial resources

<input checked="" type="checkbox"/> Cross-Section	<input checked="" type="checkbox"/> Time series		
			
Year: 2013	All Years		
C: 63	N:863	n:109	n^:12